



[click on picture for Index](#)

# ComputerTalk Magazine

The HLP version of CTM created using HelpEdit by Aciran Software.

The International OnLine Magazine of Reviews and News

Copyright (c) 1992,1993,1994,1996 by Tony Curro - All rights reserved.

Volume 3  
March

\* Editor/Publisher \*  
Tony Curro

Number 2

1996

# Index

[click on icons to access articles](#)



From The Editor Desk



Hot off the Presses



Internet Expo



Diamond Stealth 64



QmodemPro



ShareWare SpotLight (WinZip, EasyIcons, UltraEdit)



HP/Colorado T1000e



Eudora Pro



Mitsumi 6X CD-ROM



InterNet eXchange (INX)



MS Publisher



System Information



Magazine Information



Distribution List

# Internet World Home & Office Expo '96

by Tony Curro

Mecklermedia hosted this Open-to-the Public Internet & World Wide Web Show at Javits Convention Center, February 2-4, 1996.

Many Internet Service Providers, both local and nationwide, were present, as were the big three: America OnLine, CompuServe (whom I could not find), and Prodigy. McGraw Hill was there with a huge selection of computer books on every topic. Also along were several software vendors, and companies offering to design your web page. Another company that was there was LinkStar.

LinkStar Communications Corporation, based in Deerfield Beach, Florida, is developing products that will provide a complete, end-to-end solution for searching, publishing, promoting and communicating on the Internet's World Wide Web. The company's goal is to make it easy and cost-effective for individuals and businesses to productively publish on, use and conduct business on the web.

The company's first product, the LinkStar global directory, allows anyone to have an entry-level, no-cost presence on the Internet's World Wide Web. The LinkStar directory allows any Internet user with an e-mail address to easily fill out his/her own electronic business card -an "e-Card"- that is accessible and searchable by any other World Wide Web user. The e-Card includes standard business card information, as well as a variety of options which allow entrants to describe their companies' products or services, and index their description in a wide range of categories. In addition the e-Card provides an automatic hot link to the entrant's e-mail address and/or World Wide Web page.

I have used many search engines on the Internet, and found LinkStar to be faster, and offer a wider range of search features. You can search by: Keyword, Company, Person, City, State, Zip Code, Country and Category. Visit them online:  
<http://www.linkstar.com>

Internet Service Providers (ISP) were there in force. The prices for access to the Internet have come down. Below is a list of several ISPs that I visited:

ARIS - Offer full Internet access, free software available, local access numbers, unlimited online time. SLIPP/PPP account \$19.95/mo. They have 6 and 12 month plans which offer greater savings. Startup fee waived for 30 days from Expo.NY based, (212) 843-2400. <http://www.way.com>

ESCAPE - Software Starter Kit (PC ,MAC), Unlimited usage, all Internet services. SLIPP/PPP account (UNIX shell account is included as well) \$19.95/month. No Startup fee. Some features are under construction and not currently available. NY based, (212)888-8780. <http://www.escape.com>

PANIX - They offer a wide range of services for personal, business, and corporate clients. Personal Dialup at \$35.00/mo. includes SLIP/PPP account, all Internet services,unlimited online time, storage up to 5MB, and transfers up to 63MB. Additional storage and/or transfers pro rated at a low price. Check them out online for business services.NY based (212)741-4400. <http://www.panix.com>

TIAC -The Internet Access Company (TIAC) is a Bedford, Massachusetts based service. They have access in the New England States, New York, and Washington, D.C. They offer 24-hour customer support, your second month free, 10 MB of Web Storage for personal or commercial use and a 14-day free trial. There is a one-time activation fee of \$20.00. Rates: \$29/mo - 100 hours SLIP/PPP, \$49/mo - 300 hours SLIPP/PPP. (212) 929-9777. <http://www.tiac.net>

PIPELINE - This NY-based ISP is a three-time winner of PC magazine's Editors' Choice award. Full Internet services. 24 hour technical support. Two payment plans: \$9.95/mo - 5 free hours (\$2.50 an hour thereafter), \$19.95/mo - unlimited access. (212) 267-3636. <http://www.pipeline.com>

INX - InterNet eXchange (INX) is a NY-based ISP which offers personal and business services. Please see the review in this issue.

IDT - A New Jersey based ISP. They offer a shell account (text-only) \$15/mo, and a SLIP/PPP account (graphical) \$29/mo. Both accounts are for unlimited time, unlimited technical support, an full Internet services. They offer discounts for 6 and 12 month plans. (800) 245-8000. <http://www.idt.net>

There were many other companies there including NYNEX, Digital, NY Times, Chase Manhattan Bank, Citibank and CompUSA. I visited the show a second time, just to check out things I missed the first time around.

Tony Curro...

## Press Releases

Mountain View, CA -Netscape Communications Corp. announced that the public beta version of Netscape Navigator Gold 2.0 software is available for downloading from the Netscape Internet site. Gold combines all the features of Netscape Navigator 2.0 with easy-to-use personal Internet publishing capabilities, making it easy for people of all Internet skill levels to create online documents including their own home pages.

Netscape also announced Netscape LiveMedia, a standards-based framework for bringing real-time audio and video to the Netscape open software platform.

White Plains, NY - Prodigy Services Company announced plans for the market trial of an Internet-only access product for consumers in the New York metropolitan area. The market trial features a pricing model that offers customers a pay-as-you-go pricing plan charged at \$1 per hour. Prodigy is waiving any monthly minimum during the trial to determine its impact on subscriptions and usage.

New York, NY - Design a kitchen right on your computer, using an interactive color palette to select surfaces and textures for your cabinets, counters, walls and floors. Take a virtual tour of interiors created by well-known designers. San Francisco-based Novo Media Group's LivingHome, the first interactive home and garden publication that is published via the Internet's World Wide Web and CD-ROM, promises to deliver this and more. Visit them:

<http://www.livinghome.com>

New York, NY - InContext Corporation announced the launch of their exciting on-line magazine, The Spider's Web, which will be devoted to the fast-paced and interactive world of Web page design. The bi-weekly magazine is available free of charge on their Web site at:

<http://www.incontext.com>

InContext recently announced the release of InContext Spider v1.1. Spider is publishing software for the World Wide Web, that allows users to create Web pages in minutes with simple point-and-click commands. Visit them at the above site.

Mountain View, CA - Feb. 12, 1996 -- Netscape Communications Corporation today announced Netscape Live3D, technology that enables industry-standard Virtual Reality Markup Language (VRML) graphics to be easily integrated into the Netscape software

platform. As the foundation for Live3D, Netscape announced the signing of a definitive agreement to acquire Paper Software, Inc., a leader in distributed three-dimensional (3D) graphics and maker of the widely acclaimed WebFX VRML software.

There is a beta release of Netscape Live3D extensions for Netscape Navigator 2.0 available from their Web site:

<http://home.netscape.com>

Sebastopol, CA -- The World Wide Web Consortium (W3C) co-hosted by the MIT Laboratory for Computer Science today announce, in cooperation with O'Reilly & Associates, a special issue of the World Wide Web Journal, a quarterly publication serving as the official voice of the W3C.

The Special edition of the World Wide Web Journal consists of the proceedings of the Fourth International World Wide Web Conference in Boston in December 1995. These Conference Proceedings (57 technical papers), as well as the two best papers from regional conferences. Selected from 197 submissions, these 57 papers cover topics crucial to Web development, including collaborative systems, tools for building Web over databases, the Web applied to education, spoken language interfaces to the Web, Web software design techniques, mobile agents and authoring tools.

CUPERTINO, Calif. -- February 5, 1996 -- Symantec Corporation today extended its file management solution to the Microsoft Windows NT platform with the Norton File Manager Preview Edition for Windows NT. The Norton File Manager Preview Edition is a powerful and complete set of file management tools that make it easier and faster to manage files in Windows NT. The Norton File Manager Preview Edition lets users browse unmapped network resources, format and copy DMF floppy disks, drag and drop to and from FTP sites directly from within the Norton File Manager, quickly find files and programs, configure their systems for maximum productivity, and more. The Norton File Manager Preview Edition for Windows NT is available for download for a limited time via Symantec's BBS and FTP & Web Sites, CompuServe, America Online and Microsoft Network.

Norton AntiVirus Scanner for Windows NT, released earlier this month, is also available for download from these same online sites.

CUPERTINO, Calif. -- February 7, 1996 -- Symantec Corporation today announced that it will provide a virus definition update to detect the first Windows 95 virus, preliminarily dubbed Boza (alias Bizatch). Symantec's Boza update will provide detection for end-users and corporate IS managers with Norton AntiVirus for Windows 95, Norton AntiVirus for NetWare, Norton AntiVirus Scanner for NT, and Norton AntiVirus for DOS and Windows. The update will be available by Friday, February 9 free on Symantec's BBS and FTP & Web Sites, CompuServe, America Online, and Microsoft Network.

## BOZA VIRUS

The Boza virus, originating in Australia, is the first Windows 95 virus.

The Boza virus targets Windows 95, 32-bit executable files exclusively and is not expected to affect DOS, Windows 3.x, or Windows NT files. In addition, the Boza virus cannot be transmitted through document files. Like the majority of computer viruses, it can be transmitted via the Internet and floppy disks.

At this time, the virus is not in circulation and no Symantec customers have reported infection. Symantec AntiVirus Research Center (SARC) experts don't expect widespread distribution of this virus due to the immediate response by the anti-virus community. "The Boza virus is the first Windows 95, 32-bit virus that's been developed," said Germaine Ward, director of product management, Norton AntiVirus Group. "Comprehensive virus protection is critical for Windows 95 users. Symantec has developed Boza detection and is working on a repair to provide a complete solution to the virus. In addition, it is important to note that users of all operating systems are vulnerable to viruses. Norton AntiVirus provides the most complete virus protection available, including detection and repair of the Word Macro viruses, which are tremendously prolific," she added.

#### AVAILABILITY

Update files will be available free for download from the following online areas:

Symantec BBS (541) 984-5366 (300, 1200, 2400 baud)

(541) 484-6669 (9600, 14400 baud)

Symantec's FTP site ftp.symantec.com

Symantec's Web site www.symantec.com

CompuServe GO SYMANTEC

America Online SYMANTEC

Microsoft Network SYM-NAV95

CUPERTINO, Calif. - February 8, 1996 -- Symantec Corporation today extended its anti-virus protection solutions to applications developers by announcing the availability of the Norton AntiVirus Software Developer's Kit (NAV/SDK). The Norton AntiVirus SDK is a powerful anti-virus engine with exposed API's that allow application developers to directly embed virus detection into an application. Quarterdeck Corporation is the first company to license the NAV/SDK. Quarterdeck will embed the anti-virus technology into their Quarterdeck Mosaic browser and InternetSuite products.

The Norton AntiVirus SDK provides virus scanning capabilities using technology from Symantec's award winning Norton AntiVirus for Windows 3.0 and



Norton AntiVirus for Windows 95 products. Provided as a software developers kit, developers can now easily embed the capability to scan files for viruses as an integrated part of an application. There is broad applicability for the NAV/SDK, but first uses are expected to be in communications products and Internet browsers. The SDK is available immediately directly from Symantec.

MARINA DEL REY, California, February 15, 1996 --- Quarterdeck Corp . today announced the first phase of a strategic relationship with Hayes Microcomputer Products Inc. with the signing of an agreement to bundle Quarterdeck's InternetSuite 2 and WebTalk with Hayes bps ACCURA consumer line of modems. Terms of the agreement between Quarterdeck and Hayes were not disclosed.

The modem/software bundle will provide users with a complete, one-stop solution for getting online, browsing, and talking on the Internet, since InternetSuite's Connect and Play feature will allow them to create an account with a major Internet service provider in minutes. Hayes will sell the modem/software bundles through its own channels and Quarterdeck will provide 90 days of free technical support to the user. The bundle will be followed by joint sales and marketing efforts by the two companies.

MARINA DEL REY, Calif., February 12, 1996 --- Quarterdeck Corp. announced a mass market personal edition of its award-winning WebCompass that's built around key features of WebCompass, including the simultaneous metasearch of multiple Web search engines and preparing an abstract of the query data, all through a point-and-click interface.

WebCompass Personal Edition works with all major browsers and makes searching on the World Wide Web exciting and efficient. A beta version of WebCompass Personal Edition will be available for free download from Quarterdeck's web site within two weeks. The product will be available commercially in the coming months at an expected street price of below \$40.

## **From The Editor's Desk**

We are now in our second issue since our return. I was very hesitant about the reception I would receive after being gone for such a long time. It was almost as if I had never left. People whom I contacted were pleased to see me back. My readers were just as enthusiastic.

When I started again I was hoping it would be better than the last time. It was. We now have a site on the Internet. Accessing us on the Internet will provide readers with access to the magazine online, as well as downloading capabilities. We have many other features on the site.

People who read the magazine can access, directly from CTM's Web site, the shareware products home page, if they are on the Internet, that are being, or have been reviewed in CTM.

In addition to this you can use Search Engines, download a web browser, and find the location of the latest shareware products out for MS-DOS and MS-Windows 3,1 and 95. All of this can be accomplished with a visit to CTM on the Net!

We are in the process of upgrading our system. We will be adding more memory, and even a Pentium chip. This will give us better performance in evaluating hardware, and even software, that requires more speed or memory.

The Windows HLP file that I create will be enhanced. I am acquiring several programs that will make this file even better. Alas, there is not much I can do for the DOS version. We now will be putting out three versions of the magazine each month: DOS version, Windows HLP version, and the Internet version.

Please stop by our site for a visit. Browse around, and drop us a line on how you like it, what you would like to see, etc.

Our site is located at:

[http://ourworld.compuserve.com/homepages/ComputerTalk\\_Magazine](http://ourworld.compuserve.com/homepages/ComputerTalk_Magazine)

Until next month...

Tony Curro

----- DISCLAIMER -----

The information provided in this magazine are the opinions of the author whose name appears at the top of the article.

We do not wish to discredit a product, company, or author of said product. The software reviews are based solely upon the opinion of the author of the review, and his or her experiences from using the product in question.

We further assume no liability from any problems or dissatisfaction that a user may have from a product that we have reviewed in our magazine.

The News, Updates, and Upgrade column is not an endorsement of any product. It is presented solely for information purposes.

Tony Curro, Editor - ComputerTalk Magazine.

# Diamond Stealth 64

by Tony Curro

I have been using Diamond Stealth 32 in my system for several years. It has performed flawlessly. Of the cards I tested at the time it outperformed them all. With Windows 95 it still worked fine. But, due to the graphic intensity of Windows 95, I had to look at the newer products on the market.

Being pleased with the Stealth 32 I decided to look at their new addition to the market. The Stealth 64 Video 3240XL (formerly Stealth 64 Video VRAM) is a fast plug-and-play card designed for today's computer needs. Stealth 64 works on PCI 2.0 or VL-Bus compliant motherboards. The card comes with 2 MB VRAM (upgradable to 4 MB), or 4 MB VRAM. It has a VESA 26-pin feature connector where you can add the Motion Video Player daughtercard. This card provides hardware MPEG decoding of both audio and video. It also provides video in capabilities accepting both NTSC and PAL inputs for viewing from the camcorder, VCR, laserdisk, or other input device.

Windows 95 has drivers for the Stealth 64 as part of its database. Diamond has just released the latest version of these drivers, Diamond GT drivers, which are available on their BBS, or through their web site.

Stealth 64 Video is capable of generating up to 16 million colors modes from 640 x 480 up to 1280 x 1064. You can set resolutions up to 1600 x 1200 with up to 65K colors. Several of today's programs that I am reviewing require True or High color modes in order to function. Stealth 64 provides these features. The images are very sharp and clearly defined. It is controlled by an S3 Vision968 chip.

Drivers included in the package are for DOS, Windows, OS/2 Warp, AutoCAD and more. There are also two CD-ROM packages included: Asymetrix Digital Video Producer, 3D F/X, and Corel Draw! 4.

The Diamond GT drivers feature InControl tools that allows you to configure your system on the fly. After installation there is an icon on your toolbar in Windows 95. Right clicking your mouse button allows you change your desktop size, resolution, screen saver and more. I changed resolutions from 800x600 16 bpp to 800x600 8 bpp while transferring files on the Internet, and did not have any disruption of modem activity.

I currently only have 8 MB RAM, with a 486 DX-2 CPU on my system. I ran WinBench 96 tests on this card. It blew away 3 of the five systems I compared it to in their database. The only ones it did not beat were those which had Pentium chips.

Diamond has been in business since 1982, Since that time they have increased their product line. They have acquire Supra, which has a line of communications packages for both the PC and MAC. Diamond's multimedia division has recently released an 8X CD-ROM drive. In the coming months I will look at this drive, and the Supra modem.

Once installed, the Stealth 64 Video became a permanent part of my computer. It is a solid performer, and one that will please many users. It is backed by a 5-year parts and labor warranty.

You can get information or updated drivers by contacting Diamond MultiMedia via their BBS, CompuServe and America Online. They also maintain a web site:

<http://www.diamondmm.com>

and an FTP site:

<ftp://ftp.diamondmm.com/>

Stealth 64 Video 3240XL has an SRP - \$399.

# QmodemPro v2 for Windows 95

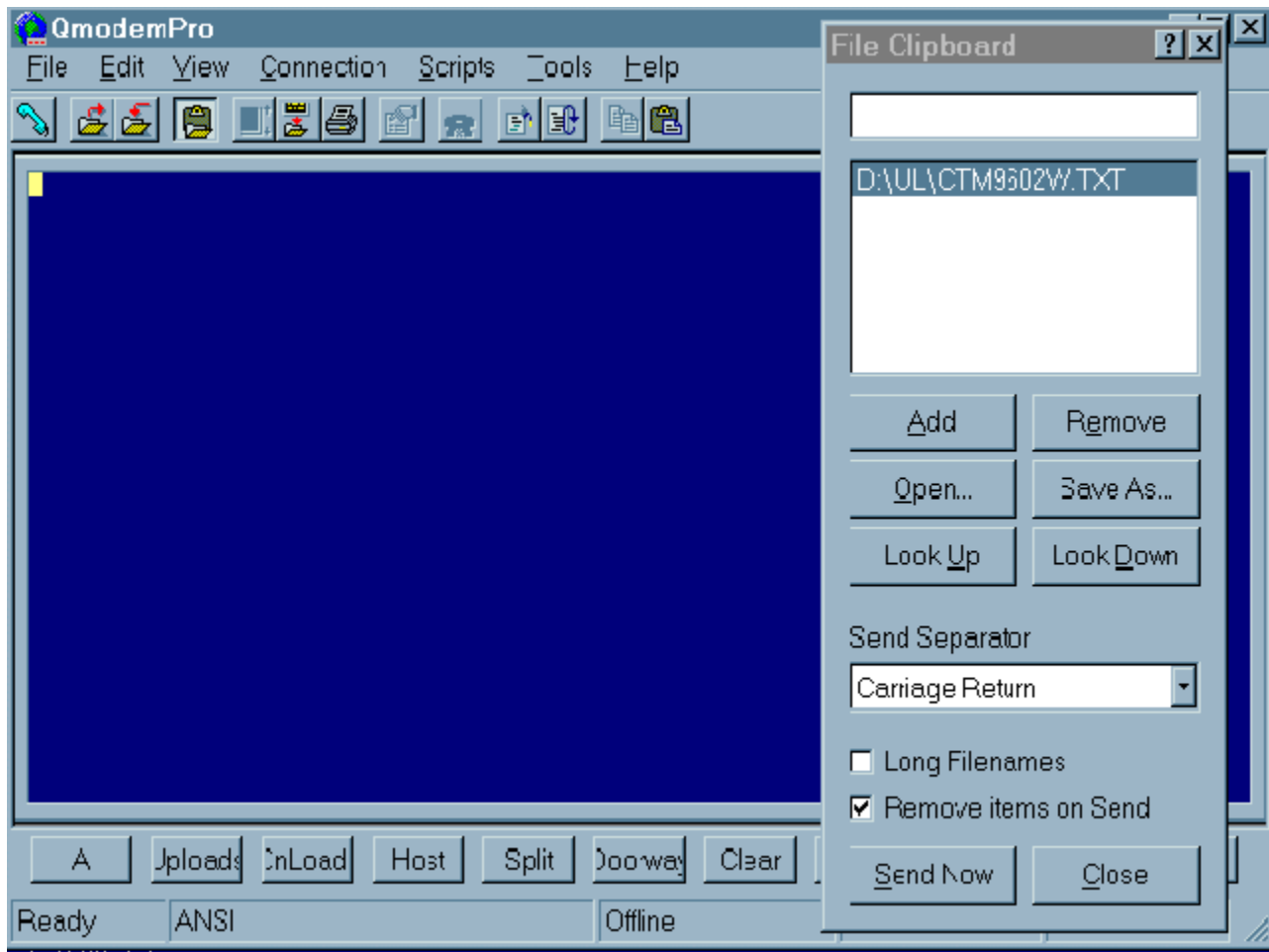
by Tony Curro

One of the first communications programs I used was Qmodem. At that time, 1987, there were two major shareware communications programs for DOS: Qmodem, and ProComm. Since then both products have gone commercial. They have also started doing Windows.

In one form or another I always had a copy, and sometimes two, of Qmodem on my system. From the first it proved to be a solid and reliable program. John Friel, its creator, was around to give you technical support (if you ever needed it). Mustang Software has recently released Qmodem Pro v2.0 for Windows 95.

Qmodem Pro is one of the first true 32-bit, full-featured communication programs that takes full advantage of Windows 95. The program comes on 3 disks, and all you need is registration number from your manual to install the program. You can change some defaults during installation, or you can do them later.

Once started you can import a phone directory from another program. QmPro has the ability to convert phone directories from several popular programs. The only thing it will not convert are the script files. This also applies to conversions from previous DOS and Windows versions of Qmodem.



QmodemPro features a File Clipboard. This allows you to highlight a filename(s) and store it on the clipboard. When you are ready to download the file(s) File Clipboard will pass the name(s) along to the host computer. No more having to write down, and misspell, filenames.

The phone book gives you the option to view your entries in various ways: large icons, small icons, text list with icon, or a detailed text list. Sort it alphabetically, by phone number, last call and total number of calls. You can have different icons for each entry by using the supplied icons, or you can import icons from any valid source. The dialer can handle international calls, and even send credit card information. QmodemPro has Telnet support, and can be your default telnet client in Windows 95 Internet Explorer, Netscape and other popular Browsers. You can set Qmodem for: data, voice or Telnet connection.

Multithreading gives QmodemPro's protocols the ability to start an independent task in Windows 95. This means QmodemPro will run smoother and provide better performance. Using OLE 2.0, the drag and drop interface, you can create shortcuts to your favorite BBSs and Telnet sites. Create a dialing directory entry and drag it to the desktop. Double clicking the icon will start QmodemPro and log on to the selected site.

QmodemPro supports WAV files. You can set sounds for many features from dialing and connect, to upload and file received. There is an add on file from MSI that has many nice WAV files to use with Qmodem.

#### Features:

- \* Support for long filenames and paths
- \* 35 terminal emulations
- \* 4096 entry dialer/phone book
- \* Picture file viewer for: GIF, JPEG, BMP files
- \* 10 high speed transfer protocols
- \* File Clipboard
- \* 40 programmable macro buttons
- \* TAPI support enables you to share your modem with other Windows 95 applications
- \* Built-in MAPI support

#### System Requirements:

- \* Any system capable of running Windows 95
- \* Hayes compatible modem and/or TCP/IP network connection
- \* 5 MB hard disk space

#### Product Information:

QmodemPro v2.0 for Windows 95

SRP \$129

Mustang Software, Inc.

Sales: 800-999-9619

BBS: 805-873-2400

Fax: 805-873-2599

Visit MSI:

<http://www.mustang.com>



# ShareWare SpotLight

We look at WinZip, EasyIcons, and Ultraedit

## WinZip v6.0a for Windows

by Tony Curro

Downloading great new shareware programs is one of the joys of computing. There are some excellent products out there that rival commercial products. Some, Qmodem for one, have become so popular, and were so well constructed, that they DID go into the commercial market.

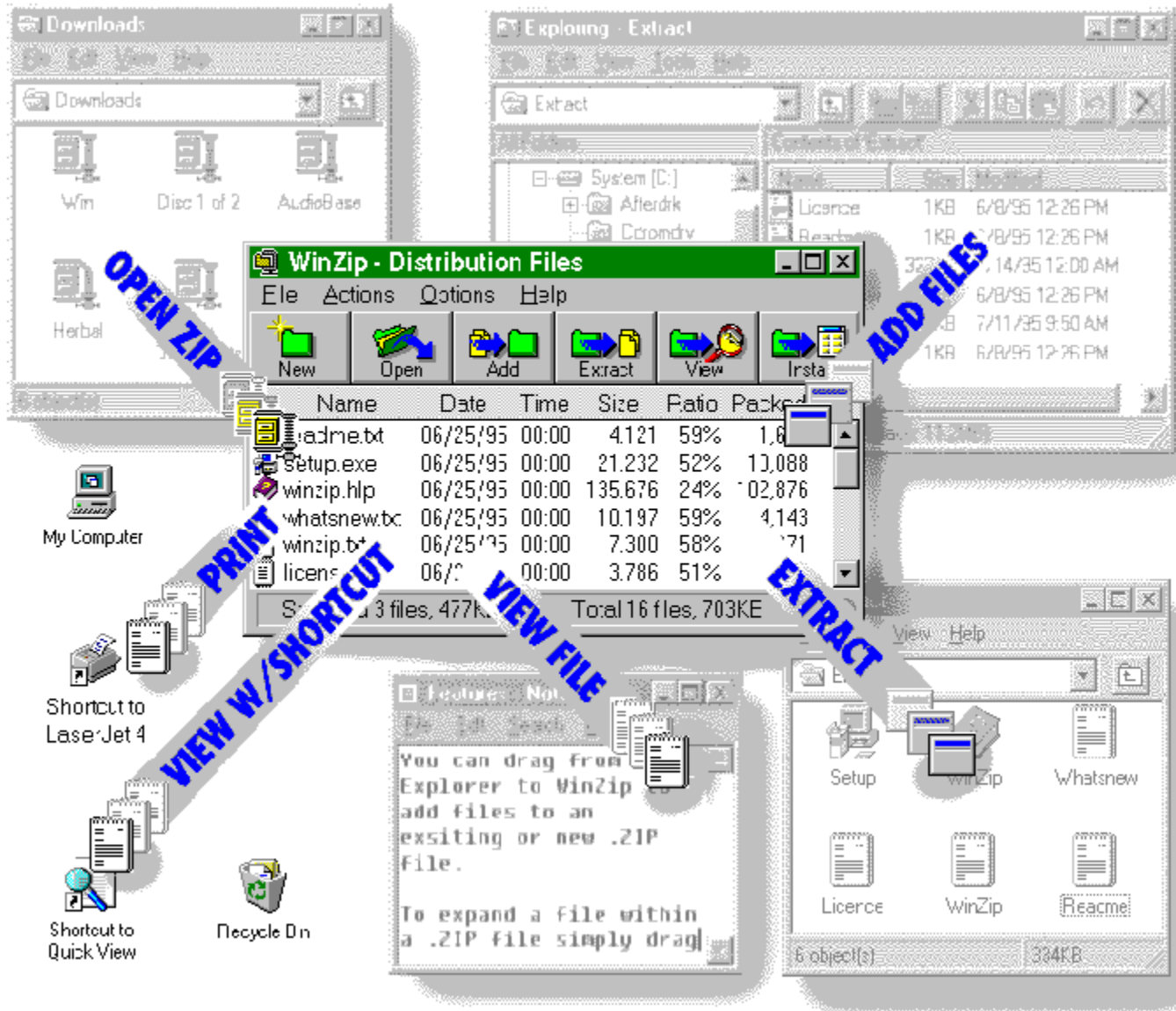
When we call our favorite BBS, or log onto the Internet, the files we receive are in ZIP format most of the time. Using Windows you have to run a DOS window to run PKZIP to extract these files. Then you have to go back to Windows to install or run them. There is a simpler way.

WinZip, by Nico Mak Computing, makes all this obsolete. Just run WinZip and it will do almost everything for you.

Installation of WinZip is quick and easy. It comes in ZIP, or self-extracting EXE format. When you run setup you can opt for the Express Install. This will set everything up for you. WinZip installs itself in File Manager, and Explorer (Windows 95). There are two versions of WinZip. A 16-bit version for Windows 3.1 and Windows for Workgroups, and a 32-bit version for Windows 95 and NT.

You can set a default directory for WinZip to look for files when you choose the Open command. I have mine set for DL, which is where all my downloads go. Another option you can set is the Extract directory. This can be any directory on your system where WinZip will extract the files contained in the ZIP. WinZip also will check a file for viruses, provided you have an anti-virus program installed.

# Drag & Drop Everywhere with WinZip for Windows 95



When you open a ZIP or EXE file you see all the file names listed. Double clicking on any text file (.diz, .txt, .doc, .me, etc.) will allow you to view the text file. Some programs need to be installed, while others just need to be extracted in order to run. WinZip gives the available option when it unZIPS the file. If the file needs to be installed, click on the Install icon on the Toolbar. WinZip will extract these files to a temporary directory and minimize itself during the program's installation. When the program finishes bring up WinZip, choose OK, and all the files will be deleted from the temporary directory. Use the Check Out option for a program that does not need to be

installed. Again, WinZip will put the files in a temp directory, and if you wish, create a program group. After you run it you have the option to delete everything. WinZip will remove the program group and related files. Nico Mak has since released an add-on so that now you can also uninstall the program directly from WinZIP. The uninstall feature works exceptionally well for a beta release. It alerted me, in several cases, that programs I just installed were directly supported by Windows 95 Add/Remove. It then proceeded to run the Windows 95 uninstall option, and then return to WinZip.

WinZip can add to an archive, create a new compressed file, create a self-extracting EXE file, and more. As of this writing it does not support UUENCODING/DECODING. However, that is an option on the table for future addition.

The 32-bit version of WinZip includes the following Windows 95 features:

- \* Extract files by dragging them to a directory in the Explorer (or even to the desktop),
- \* View files by dragging them to an application or a shortcut to an application.
- \* Print files by dragging them to a printer.
- \* Extract an archive to any directory via drag and drop without leaving Explorer.
- \* Create archives in the Explorer (or on the desktop).
- \* The Rename, Copy, and Move operations use the Windows 95 "overwrite" user interface.
- \* Long filename support and Universal Naming Convention support.

Internet File Format Support:

WinZip features support for the TAR gzip, and Unix compress formats (GZ or Z)

- \* WinZip does not let you create or update files in these formats, but other features (Extract, View, CheckOut) all work.

I have been using WinZip for several years. It has become a part of Windows for me. Whenever I reinstall Windows I make sure I have my WinZip disk nearby. It is like the American Express ad, "I never run Windows without WinZip being present!"

Registration for WinZip is \$29.00, guaranteed until April 1996. You can get the latest versions of WinZIP, add-ons, and other files in several places:

Web: <http://www.winzip.com>  
CIS: GO WINZIP

You can order WinZip by sending credit card information or check to Nico Mak. You can also order online using CompuServe.

To order online; GO SWREG and use ID 402 for a single copy.

Contact the author:

Internet: [info@winzip.com](mailto:info@winzip.com)  
CIS: 70056,241

Nico Mak Computing, Inc.  
P.O. Box 919  
Bristol, CT 06011

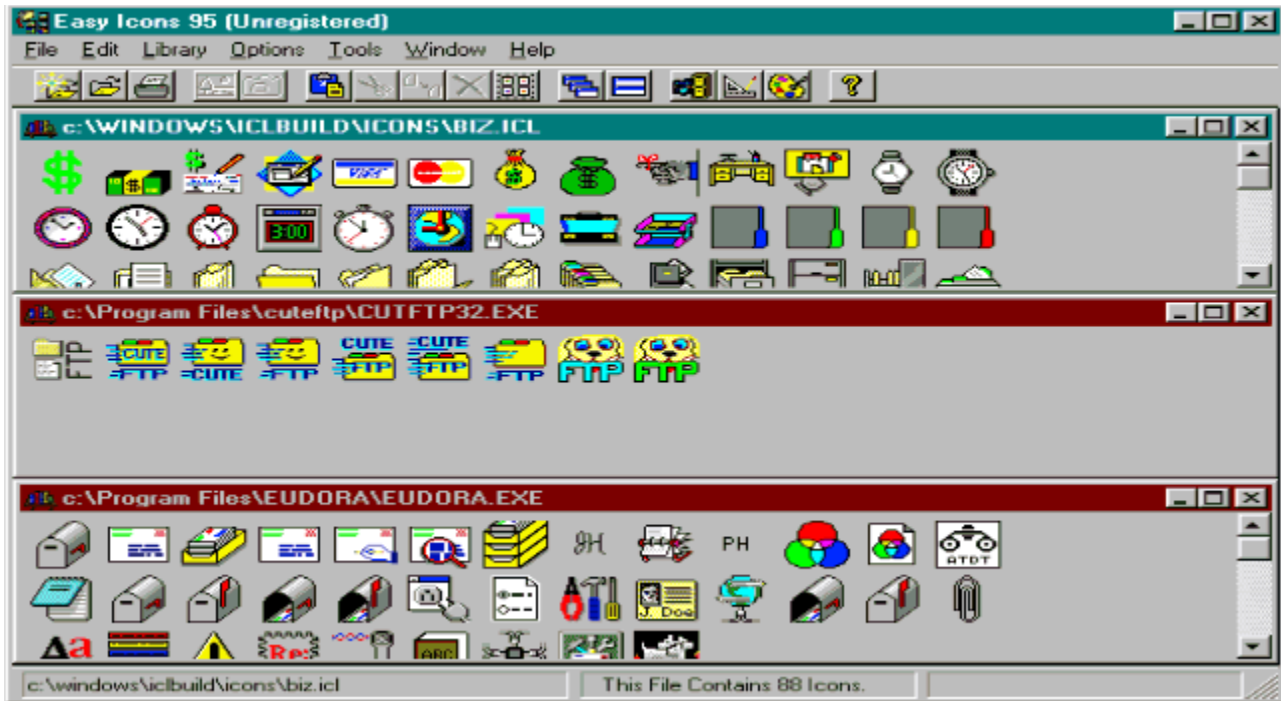
---

## Easy Icons 95

by Tony Curro

Easy Icons 95 is a complete icon management system for Windows. With this program you can extract icons from virtually any source (.EXE, .DLL, .ICL, etc.). You can then manipulate these icons in any way you choose. When you select an icon, you can extract it, and save it to an ICO or BMP file.

Once started you are presented with a toolbar and screen. From here you can open a library, create a new library, or open the Icon Locator. When you open a library, you are presented with thumbnails of all icons in the file. Easy 95 has one-button access to your icon and bitmap editors. You select an icon by clicking on it. The border will turn red. If you want to select multiple icons, hold down the CONTROL key while clicking on the icons. Or you can click on the Select All Icon button to select all the icons in the active library. For example: You have a library that has several icons of disks. You want only these icons in a new library. You click on the create new icon library. Name the file. Then select the file where the icons are. Now click on the icons you want to copy or move (using options above). Just drag the group of icons over to the new library window you just created. All the icons will be there.



Easy Icons 95 has its own clipboard. While it does use Windows clipboard, there is a limitation. Windows clipboard will only handle one icon at a time. If you were to select multiple icons, using Windows clipboard, only the first icon would be available. Easy allows you to select a group and holds them in its clipboard for you to use.

The Icon Locator/Viewer allows you to search your hard drive for .ICO files. Easy Icons 95 will display up to 2500 ICO files per directory. Once displayed, you can select as many as you wish for various functions like delete, rename, etc. You can also copy an icon, or selected group of icons to any open icon library.

Features of Easy Icon 95 include:

- \* Extract or view all icons from any file.
- \* Save any icon as a separate (.ICO) or (.BMP) file.
- \* Create and maintain icon libraries with simple drag and drop operations.
- \* Open many icon libraries or files at once and drag and drop to transfer icons between libraries.
- \* Delete and rename icons.
- \* Allows one button access to your bitmap and icon editors.

Look for EASY95.ZIP on your local BBS, or in the CompuServe Windows forum, or just about anywhere there are files. I think I got the original version from the Internet.

Registration:

The price of registration is \$19.00 (add \$1.50 if you disk sent by mail)

Paul Traver  
P.O. Box 998  
Bishop, CA 93515

CompuServe users can GO SWREG and use ID# 6068

Contact the author on Compuserve: 72144,422  
-----

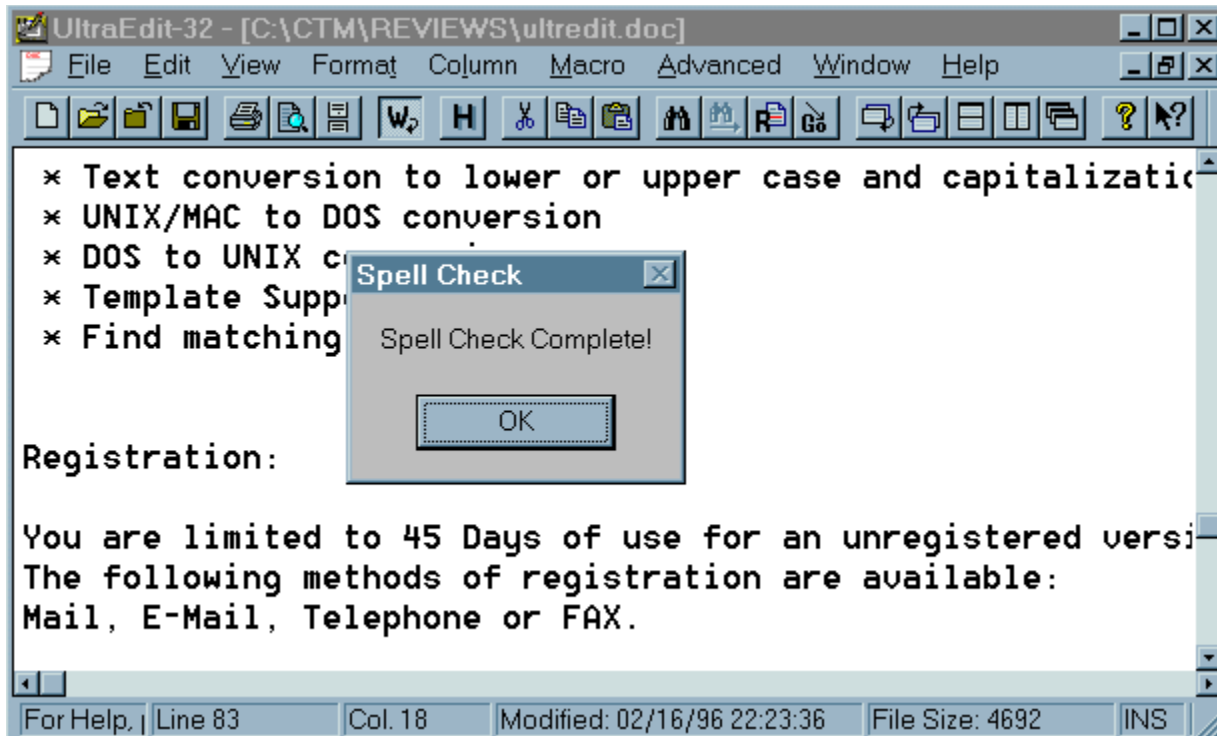
## UltraEdit-32

by Tony Curro

I found this file on the Internet. UltraEdit is more than a notepad replacement. It borders on being a mini word processor. It has a wealth of features that would cost two, three, or more times the price of UltraEdit.

You can open multiple files, and have the windows cascade or tile on the screen. Cut and paste between files, and even insert a file into the active window. It supports line numbering, and you can quickly go to a specific line by clicking the GoTo icon on the toolbar, and inserting the line number. UltraEdit also does search and replace, set bookmarks, has word wrap, insert force page break, allows you to switch to hex mode, print preview, macros, find, delete files and more.

UltraEdit is also a full-featured programmer's editor with Syntax highlighting support, and the ability to find matching braces. It will use different colors for various text input. It allows you to select any installed font for both screen and printer. These fonts can be different. You can even create or select templates to use for your files.



Included is a 100,000 word dictionary for spell checking, to which you can add words. The only feature I did not find was the ability to center, or justify text. Plus I would like to place an icon for spell checker on the toolbar. As it is, you must press CTRL-K, or select Spell check from the Edit Menu. You have two options for spell checker. You can check the entire document, or highlight a word to check it individually.

These are not drawbacks that should prevent you from buying this product. UltraEdit, as you have read above, and can see from the features below is well worth the price.

IDM has two versions of UltraEdit, a 16- and a 32-bit version. The shareware version has a 45-day evaluation period.

Check out there Web site, where you can always get the latest version, at:  
<http://members.aol.com:/idmcompsrv/index.htm>  
 or send e-mail:  
[idm@iglou.com](mailto:idm@iglou.com)

Features:

- \* Disk based text editing - No limit on file size, minimum RAM used even for multi-megabyte files.
- \* Column mode editing!!!, Insert columns/ delete/ cut/ add sequential numbers
- \* 100,000 word spell checker

- \* Syntax highlighting - configurable, pre-configured for C/C++ and VB
- \* Hexadecimal Editor - Allows editing of any binary file
- \* HEX Cut, Copy and Paste support
- \* HEX Insert and Delete of characters
- \* HEX Find, Replace and Replace All
- \* Multiple files open and displayed at the same time
- \* Open multiple files at once from the file open dialog (UltraEdit or UltraEdit-32 on Windows 95)
- \* Insert file into an existing document at cursor position
- \* Drag and Drop support from the file manager
- \* Automatic word wrap at specified column with hard return
- \* Convert CR/LF's to Word Wrap (removes CR/LF's from file)
- \* Insert and overstrike modes for editing
- \* Multi-level undo and redo
- \* Find and Replace - Also allows selection of text between caret and find target when shift key is pressed
- \* Font Selection for display and printer. (Supports all fonts installed including TRUE-TYPE fonts)
- \* Print support with headers, footers, margins and page breaks.
- \* Automatic Line Indentation
- \* Tab Settings
- \* Bookmarks - Unlimited number of Bookmarks
- \* Multiple Windows of the same file
- \* Comprehensive macro support, including saving and loading
- \* Context Sensitive Help
- \* Automatic backup file generated with (.BAK) extension in the directory of the original file
- \* UltraEdit retains its screen position each time it is used
- \* Line & column number display (line number display may be disabled)
- \* Pop-up menus with right mouse button.
- \* Text conversion to lower or upper case and capitalization.
- \* UNIX/MAC to DOS conversion
- \* DOS to UNIX conversion
- \* Template Support
- \* Find matching braces

#### Registration:

You are limited to 45 Days of use for an unregistered version.

The following methods of registration are available:

Mail, E-Mail, Telephone or FAX.

UltraEdit is a shareware program. If you find it useful and continue to use it you are obligated to register it with the author by sending \$30.00 (Ohio Residents add \$1.65 Sales Tax) to:



Ian D. Mead  
8209 Chestnut Hill Ct.  
West Chester, OH 45069  
USA

Or For VISA/MasterCard orders, include:

- 1) Name of card holder
- 2) Address of card holder
- 3) Name and address of user if different from card holder
- 4) Expiration date of card
- 5) Card #.

Orders may be Faxed or telephoned to US telephone number (513) 779 8549.  
Orders may be E-Mailed to [ids@iglou.com](mailto:ids@iglou.com).

Download files (latest version 3.10a):  
[uedit32.zip](#) (32-Bit Version)  
[ultraedt.zip](#) (16-Bit Version)  
on IDM Web Site: <http://members.aol.com/idscompsrv/index.htm>

# Mitsumi FX600 6X CD-ROM

by Tony Curro

I bought my first PC-XT in 1987. Soon after that I had to be the first "kid" on the block with the latest product released for PCs. I am talking about a CD-ROM drive. At the time NEC was the first, and if I remember correctly, the only manufacturer of CD-ROM for a time. I paid around \$1000 for an external drive. It was S-L-O-W. It had an access time of something like 600ms. But, I was as happy as could be, even though there were very CDs available for PCs.

Today, when I look at the speed, and prices, of current CD-ROM drives it boggles the mind!

Mitsumi has released the FX600 internal 6X CD-ROM drive. The drive, using an ATAPI IDE interface, is plug-and-play for MS Window 95. I installed the drive, booted up, and was ready to go. In addition to Windows 95 it is OS/2 WARP compatible and MPC-3 compliant. FX600 is a caddyless drive, and can be mounted horizontally or vertically (left orientation only).

Previously to the 6X CD-ROM drive, I had a MultiSpin. Accessing the full motion videos of Windows 3.1 was not enjoyable. There always was a jerkiness to the video. With the 6X it is as smooth as watching a movie in a theater, or on TV. Graphics and sound perform equally as well. I was playing an audio CD, while writing, downloading, and backing up my system. The music sounded as if it was coming from a stereo system. There was no hesitation whatsoever. I had one problem using certain CDs with this drive. Whenever I put in Microsoft Windows 95, or Microsoft Plus, both of which are auto-run CDs, the drive would sound like an engine revving up. No other disks gave me any problems, and this includes MS Office, which is auto-run, and MS Publisher. It is very likely that the problem lies with the formatting of the two suspect CDs.

I have also noticed an increase in performance when installing programs. FX600, in addition to standard CD-ROMs, will also play audio CDs, CD plus, CD-i disks, and Kodak PhotoCDs. The drive runs at 900 KB/sec, with 180 ms access time (a far cry from my first drive!).

FX600 6X CD-ROM drive comes with a cable to connect to a sound card. It does not come with an IDE cable, nor does it have a controller.

You either plug the drive into an existing IDE interface if you have an extra connector, or you will have to purchase another connector or interface card.

System Requirements:

- \* 486 SX/25 MHz or higher processor
- \* 4 MB RAM (8 MB recommended)
- \* DOS 3.3 or Windows 3.1 or higher
- \* VGA or Super VGA

Mitsumi FX600 6X CD-ROM drive comes with a 2-year manufacturer's warranty, and retails for under \$300.

For more information contact:

Mitsumi Electronics

6210 N. Bentline Rd STE 170

Irving, TX 75063

(214) 550-7300 Fax: (214) 550-7424 BBS: (415) 691-4469

Product Literature ONLY: 1-800-MITSUMI

# Eudora Pro v2.2

by Tony Curro

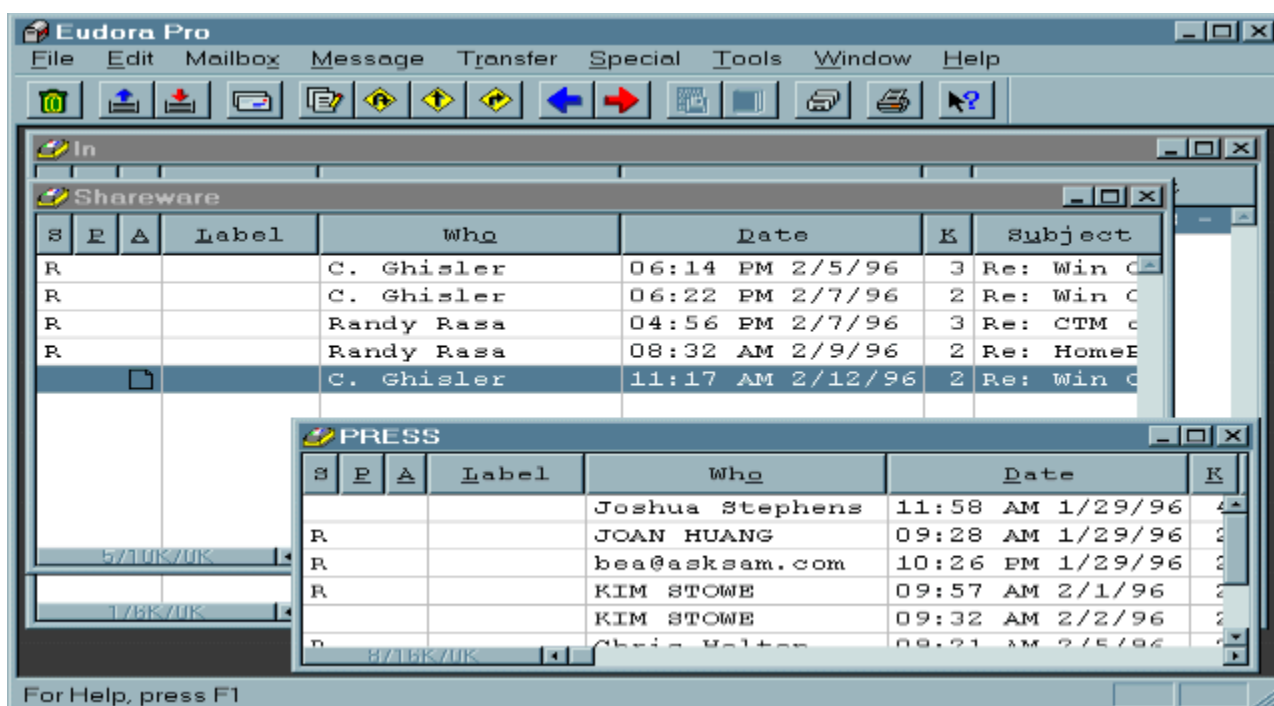
You can obtain a lot of useful information from the Internet. Join a group that is of particular interest to you; subscribe to online newsletters; and of course, send and receive mail. To do these things you need a way to receive this information. Eudora Pro v2.2 for Macintosh and Windows is the right tool for the job.

Some Web browsers on the market allow you to send mail only. Others allow you to send and receive mail. None of the ones I looked at offer the simplicity, yet power, of Eudora Pro.

I first heard of Eudora while browsing the Web. There is a freeware version of Eudora Light v1.52 available from several ftp sites on the net, including <ftp.qualcomm.com/quest> Eudora's home. There is also a new beta version available. Light is a good package, but does not hold a candle to the power of Eudora Pro. Light is a good package in it's own right. But, it just whets your appetite for more.

Eudora Pro's ease of use makes it the ideal introductory application for the first time mail user, and it's advanced features keep even "power" users satisfied.

When you install Eudora Pro it determines the correct version (16- or 32-bit) for your system. You can override this by changing the Eudora.Ini file.



Eudora Pro, as mentioned, is flexible and very powerful. The novice can basically use the program as is, or learn as they go. The power user can utilize the advanced features of the program. Message filters, for example, automate the routing of incoming and outgoing mail into pre-defined mailboxes. Using color coded labels and priorities assist users in indentifying and sorting their mail. You can set up multiple mailboxes, or you can create multiple folders within folders for mailboxes. I created several mailboxes on my system: Friends, Press, CTM Requests. I prioritized them with CTM receiving highest, followed by Press. If I want Pro gives me the option to create subsets of Press, whereby I can create a mailbox for each individual person if I so desire.

Features include:

- \* Highly intuitive interface that allows users to get up and running quickly.
- \* Spell checker.
- \* Utilizes SMTP for sending, and POP3 for receiving mail.
- \* Supports SLIP, PPP and direct serial dialup connections.
- \* operates on all TCP/IP networks, including the Internet.
- \* Allows for MIME, BinHex and Uuencoding of attached files.
- \* Allows multiple file attachments including graphics, word processing, spreadsheets, and video directly to a message.
- \* Resend option

You can read mail offline, as Eudora Pro stores mail locally. When creating a message you have the option to send immediately. If you are not on a system, Eudora Pro will dial up and send the message. Or, you can place the message(s) in a queue. The next time you are on line, or check your mail, Eudora Pro will first send all messages in the queue. By placing commas after names in the TO: field, you can send a copy of a message to several individuals.

Create personalized address books to keep important names. Using the Nickname option of Eudora Pro you can further simplify this by using anything you wish to call the name. Say you wanted to send me mail. You could use TC as the nickname, and place my full Internet address in the box. When you send a message you could just type TC in the TO: field. Eudora Pro will automatically convert it to my address when sending the message. You can also check the box: Add to Recipient List, which will give you the option to select Send Mail To from a drop down menu. Eudora Pro allows you to create two signature files that you can use to sign your messages. Once created, and the option checked on the mail menu, your signature will automatically appear on the receiving end.

Why the name "Eudora"?

When I was looking for a name for my new Post Office

Protocol mail program, I thought immediately of the title of a short story I'd read years before: "Why I Live at the P.O." So I named the program after the author of the story, Eudora Welty.

- Steve Dorner

I want to make a special note of thanks to the authors of the manual: Jeff Beckley, Ron Durbin, and Justine Correa. This is one of the best manuals I have come across in quite some time. It is well constructed. The cross-referencing and examples will make even a novice user turn into a pro in a very short time. You can sometimes have good software, but if it is poorly documented, it will confound a beginner, not to mention a power user. Eudora Pro has the best of both worlds: A great program with an easy to use manual. Thanks!

-----  
MINIMUM REQUIREMENTS  
-----

To use Eudora Pro, you must have the following:

- IBM PC or compatible.
- Microsoft Windows 3.1 for 16-bit version; Microsoft Windows 95 or Windows NT 3.5 for 32-bit version.
- Winsock 1.1 API compliant networking package (not needed for serial connection).
- A mail account with an Internet Service Provider or an Internet-style network.
- Access to your mail account via a modem (9600 bps or higher recommended) or Internet-style network connection.

The product comes with 90 days of toll-free technical support. This also includes access to e-mail technical support.

Product Information:

Eudora Pro v2.2

SRP - \$89.00

For more information or to order contact:

Eudora Hotline (800)2-EUDORA or (619) 658-1291

E-mail to: [quest-rep@qualcomm.com](mailto:quest-rep@qualcomm.com)

Updates for registered users, or to check out the Light version:

<http://www.qualcomm.com> or <ftp.qualcomm.com>

# HP Colorado T1000e

by Tony Curro

I did not own a tape drive when I got my first computer. It was too costly for me. So I went the floppy route. When you get to 20 or more floppies, you get tired. So I used to back up my system sporadically. Then I had a hard drive crash. I lost much of my data, as my backup was outdated. The next day I bought a tape drive. I have not been without one since. The main thing to remember is not IF your hard drive will crash, but WHEN!!

Today, tape drives, like many peripherals, have become so inexpensive that there is no reason not to get one. Several companies even have them as part of the system when you buy one.

Colorado has long been recognized as the leader in minicartridge tape drives, just as HP is to laser printers, and 3M is to the mini data cartridge. I had a Colorado Jumbo 250 in my system until I got the T1000e.


HP Colorado T1000e is a parallel port tape drive. It supports the new Travan technology. The TR-1 tape, about the same price as a DC-2120 mini cartridge, has a capacity of 400 MB uncompressed and 800 MB compressed. This will take advantage of the larger hard drive(s) you had to buy to run Windows 95. The installation does not require you to open your computer. Just remove your printer cable from the back of your unit. Plug the printer cable into the T1000e, and then plug the T1000e into the connector where you removed the printer cable. You are all done. All you have to do now is install the software. HP Colorado T1000e comes with software for Windows and DOS. The Windows 95 software, once installed, will configure Windows 95 to recognize the parallel port tape drive.

Using new technology does not mean having to throw out your old tapes. HP Colorado T1000e will read and write to the standard QIC-80 mini cartridges used in the Jumbo 250. It will also read QIC-40 cartridges.



support (using Travan tape

9.5 megabytes



HP Colorado T1000e comes in a streamlined small footprint case, that can be placed horizontally or vertically. It comes with stands for vertical use, power cable, data cable, a preformatted Travan TR-1 minicartridge, installation and instruction manuals, plus the previously mentioned software.

The drive will work with a standard parallel port, but you will get better performance using an Enhanced Parallel Port. I have a standard port, and was achieving 8.8 MB/min. in backups. The drive is rated at 9.5 MB/min. Even with the standard port it is faster than running off a floppy controller. I formatted a DC-2120 tape on the T1000e in one hour, while doing other work on my system. It would take me two hours with a floppy controller, without doing anything else.

The first thing you should do upon installation of the software is to make a full backup. Colorado Backup creates icons right on your desktop for itself, and a full backup, while placing a scheduler icon on the Taskbar. The FULL.SET will save your registry file and all other information. Of course you can create your own backup sets, as well as using the ones provided with the software. There is a one button backup feature for simplicity and ease-of-use, as well as scheduled unattended backup options to provide flexibility to fit your schedule. An automatic backup feature provides continuous protection while you are using your computer. The Tape Librarian tells you what tape contains the file you want.

For added security, you can have the program automatically compare files after a backup or restore. I have been using this drive for over one month, and it has performed well. It is a pleasure to only have to insert one tape for a complete backup.

Product Information:

HP Colorado Memory Systems T1000e  
external parallel port tape backup

Warranty: Limited two year

Street Price: around \$225.00

HP Colorado Memory Systems (800) 810-0133

# InterNet eXchange

by Tony Curro

InterNet eXchange (INX) is an Internet Service Provider (ISP). INX is based in New York City, and services the 212 and 718 area codes. It also services area code 908 in New Jersey. The company is currently working on service to the 516 and 914 areas.

INX to date has almost 100 phone lines into their server, and over 1,000 users. I have been on the service now for over one month and have never had a log-on problem, or ever received a busy signal.

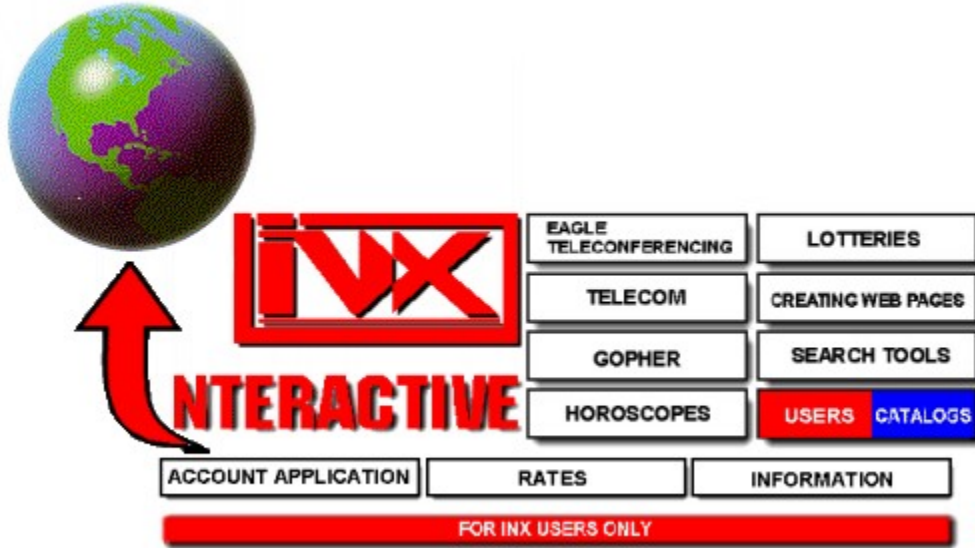
They currently allow users 2 MB of storage space on their system to create their own web pages. This will be raised to 10 MB around April 1, 1996. INX has rates which are comparable with other ISPs, and they offer full business services to clients. INX will design, announce and place your web page online.

Technical support is available 7 days a week, and the people there are very courteous and patient with users who call in with problems. I called one time, as I could not receive my mail. It turned out that there is a 4 MB limit on mailboxes. Someone sent me a file which was at that limit. With other mail, etc., I was over the limit. Within several minutes they raised my limit so I could get my mail. There is a file on their opening screen which also tells you how to do this. Instructions for sending up a web page are also provided on the Web site.

I was testing out another service while I was using INX. While both services performed well, I did have several reports from people who sent me mail on the other service which I did not get. I also sent out several messages which went unanswered, while using the other service. Turns out that they were NEVER delivered. When I resent the messages with INX, the replies came in very shortly thereafter.

I am working with INX to make it the home of CTM. However that turns out, INX is still a good solid provider, and one that should be considered when choosing your ISP. Visit them online:

<http://www.inx.net>



Rates:

\$25 Setup

\$25/month unlimited access

Call 935-3222 for current pricing, as they are always running promotional specials.

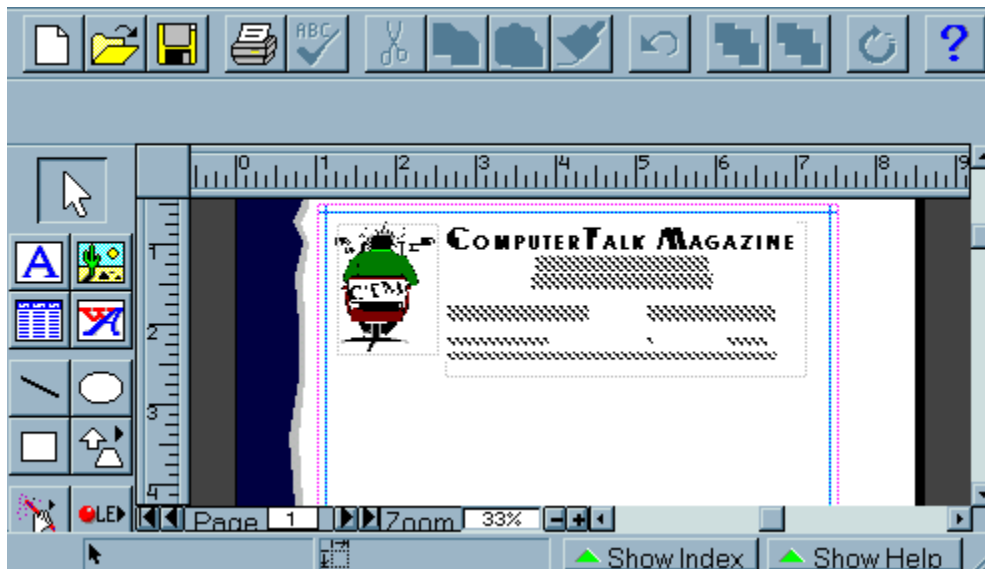
# Microsoft Publisher v3.0 for Windows 95

by Tony Curro

I have used Microsoft Publisher in the past to create a hard copy of my magazine. I have also used it to create business cards, mailers, etc.

MS Publisher v3.0 is a complete publishing package. The CD-ROM version has many additions not found on the disk-based version. A complete installation requires approximately 60 MB of hard disk space. You can select a custom installation to suit your needs.

The new version is packed with even more options and features than in previous versions. Included are a selection of templates for Paper Direct papers. You will see what the product looks like on screen, but you will need the special paper for your print copy to look as it does on screen.



The one feature I always liked about MS Publisher is it's ease-of-use. A novice can quickly get out a newsletter by just answering questions in the setup wizard, while a power user can design everything from the ground up. Or, you can use the wizard, and then alter certain aspects of the finished product. Either way you will get a professional eye-catching paper.

There are over a dozen categories of publications to choose from: Newsletter, Letterhead, Resume, Sign, Calendar, Envelope, etc. Once you select a

publication, you can then choose the design to apply to it. Of course you can always start with a blank page and design whatever you wish by placing objects on the page. MS Publisher features a set of tools that check your work, and offer suggestions on correcting errors, if needed.

You can place graphics, clip art, line art, word art, and more on your page. Word Art allows you to place text on the screen in various ways: slanted, wave, circular, etc. Also, you can apply a font to these options. Using MS Publisher Design Gallery, you can also select from a variety of categories: Headline, Sidebar, etc. Each, again has many styles to choose from (more on the CD-ROM version).

The additional features of MS Publisher CD Deluxe include:

- \* more than 1,000 pieces of clip art.
- \* 60 TrueType fonts.
- \* 100 publication styles and borders.

System Requirements:

- \* 386DX or higher processor (486 recommended).
- \* MS Windows 95, MS Windows NT Workstation 3.51 or later.
- \* 6 MB of memory (8 MB recommended); 12 MB for MS Windows NT.
- \* 6 MB hard disk space (minimum).
- \* CD-ROM drive (for CD version only)
- \* VGA or greater.

Microsoft Corporation  
<http://www.microsoft.com>

# Magazine Information

ComputerTalk(tm) Magazine is published monthly by Tony Curro  
All material Copyright(c) 1996 by Tony Curro. All rights reserved.

Authors' retain copyright of their own works.

All programs copyright or trademark by respective companies

Please contact me concerning reprints of articles

Visit our Web site:

[http://ourworld.compuserve.com/homepages/ComputerTalk\\_Magazine](http://ourworld.compuserve.com/homepages/ComputerTalk_Magazine)

You can contact me on MoonDog BBS(#35)

I am also available on RIME routed to PostLink #35 in:  
COMMON

On the InterNet:

[ctalk@inx.net](mailto:ctalk@inx.net)

[103643.2322@compuserve.com](mailto:103643.2322@compuserve.com)

[Tony.Curro@278-103.mx1.fidonet.org](mailto:Tony.Curro@278-103.mx1.fidonet.org)

On CompuServe:

103643,2322

You can also contact the editor by mail.

The magazine is free, but we will gratefully accept donations to offset cost of equipment, and time spent in producing the magazine. It is also a further incentive that people appreciate the work we do.

Send information, press releases and products to:

ComputerTalk Magazine

28 Vesey St.

Suite 2250

New York, NY 10007

Attn: Tony Curro, Editor

Voice/FAX

212-233-7718

-----

## SYSTEM INFORMATION -----

Unless otherwise noted, the following equipment is used in all testing, for hardware and software, that appears in the magazine:

486DX2/66 VL-BUS Motherboard  
Diamond S64 Video 3240XL VL-BUS Video Card  
20 MB of 70ns SIMMS (PNY)  
Quantum 1.2 GIG IDE drive  
Mitsumi 6X CD-ROM drive  
Sound Blaster 16 ASP  
Sony MultiScan HG monitor  
Colorado T1000e  
28.8 modem  
HP LaserJet IIP printer  
UMAX UC630 color scanner.

Software always present:

QEMM v8.x  
MS-DOS 7.x  
MS Windows 95



# Distribution List

## Main CTM Distribution Sites (BBS)

Board Name	SYSOP	Number
MoonDog BBS Official Dist. Site for ComputerTalk Magazine	Don Barba	(718) 692-2498 (718) 377-0768 (718) 692-1368
Fordham Jesuit BBS	Fr. Nick Lombardi	(718) 817-5500
The Photographers Network Poetry In Motion BBS	Ron Janorkar Inez Harrison	(212) 941-0526 (212) 666-6927

### Internet Sites:

We are pleased to announce that our magazine is on several of the largest sites on the Internet. These sites mirror their files around the world. Now, I may have to start converting CTM to different languages!

The name of the file will be CTMyymmW.Zip (where yymm is year/month).  
You will find CTM at:

[ftp.winsite.com /pub/pc/win95/misc/](ftp://winsite.com/pub/pc/win95/misc/)

[ftp.coast.net /pub3/simtel-win3/comtalk/](ftp://coast.net/pub3/simtel-win3/comtalk/)

[wuarchive.wustl.edu /pub/WINDOWS\\_UPLOADS/magazines/](http://wuarchive.wustl.edu/pub/WINDOWS_UPLOADS/magazines/)

You can also visit our site:

[http://ourworld.compuserve.com/homepages/ComputerTalk\\_Magazine](http://ourworld.compuserve.com/homepages/ComputerTalk_Magazine)